

# Dwr Cymru Welsh Water

## Domestic Fire Sprinkler Policy



Dŵr Cymru  
Welsh Water





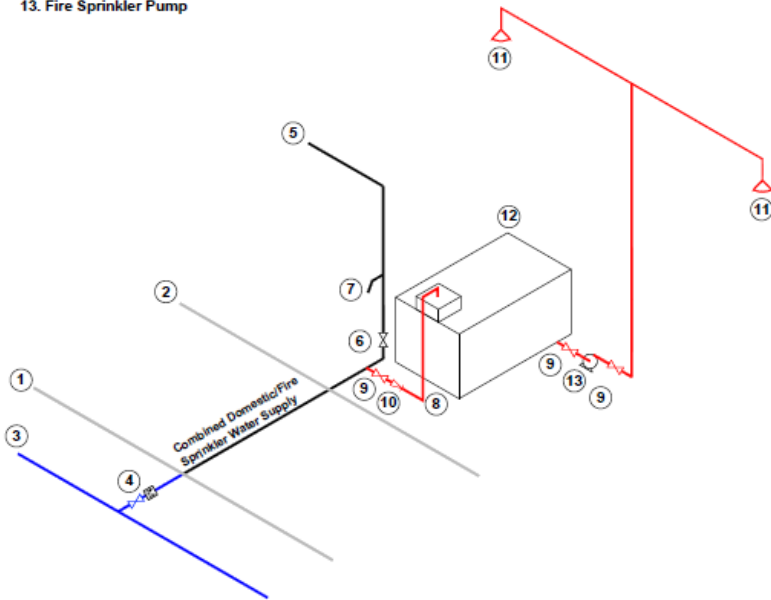
- Water supplied in accordance with the terms of the Water Industry Act 1991.
- Water companies cannot charge for water consumed for fire-fighting purposes.
- DCWW undertakes an average of 6,000 new water supply connections to domestic dwellings and 150 other residential properties (care homes, halls of residence etc.) in Wales each year, all of which will require fire sprinkler systems in accordance with the Welsh Government measure.
- DCWW propose to introduce a standard installation option that alleviates the requirement for additional connections to the water supply network & the installation of additional street furniture/chambers etc.
- Regulatory standards of service are in accordance with the supply of water for domestic purposes – i.e. 9 Litres/min @ 1 Bar pressure or 1.5 Bar pressure at the water main.
- Water companies have no legal obligation to provide water supplies for fire-fighting purposes that achieve the pressure or flow requirements of BS 9251.



## Domestic Sprinkler Diagrams

### COMBINED DOMESTIC/FIRE SPRINKLER SUPPLY (INDIRECT VIA STORAGE & BOOSTER PUMP)

1. Property Boundary
2. Wall of Building
3. DCWW Water Main
4. DCWW Water Service (32mm) & Stop Tap/Meter Unit
5. Domestic Water Supply
6. Domestic Water Stop Tap
7. Domestic Water Drain-Cock
8. Fire Sprinkler Supply to Storage Tank via Cats Air Gap
9. Full-Way Service Valve
10. Single Check Valve
11. Fire Sprinkler Heads
12. Fire Sprinkler Storage Tank
13. Fire Sprinkler Pump



- Constant supply of water available for fire sprinkler system via storage tank.

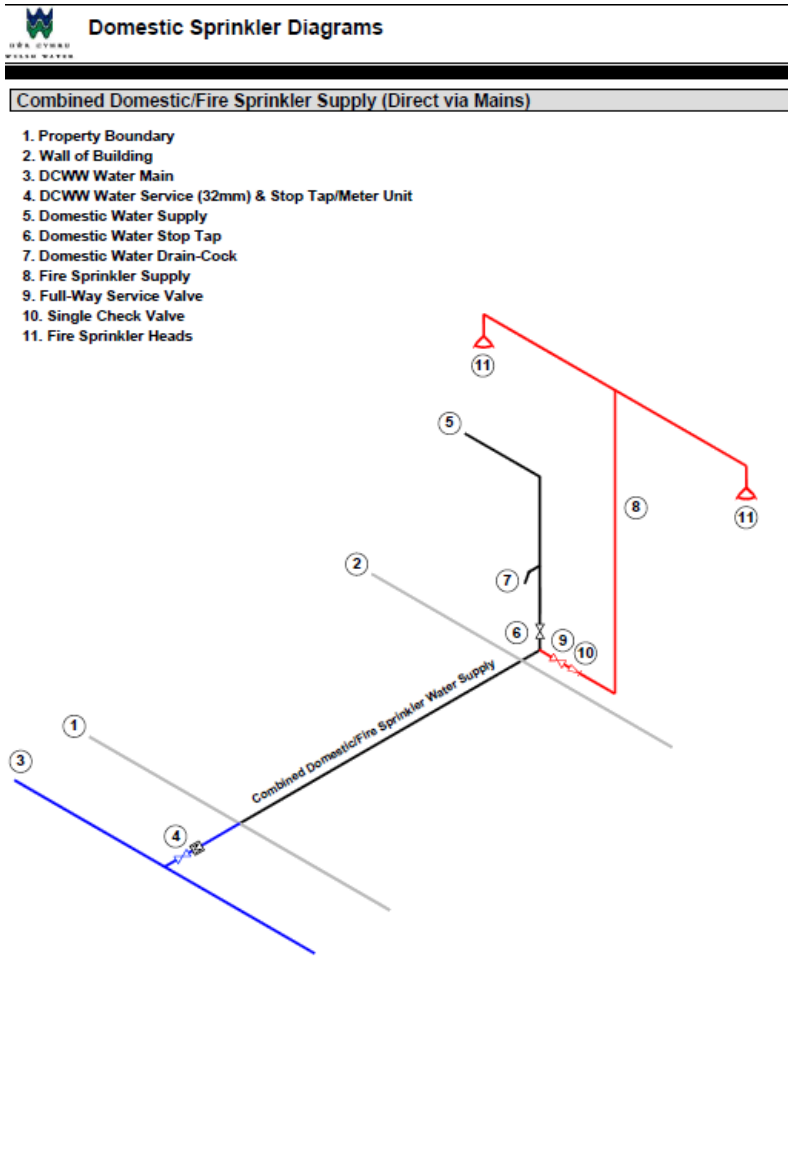
- Pressure/flow determined via pump settings.

- Water storage tank may be located internal or external to building (including below-ground).

- In-line pumping of fire sprinkler water may be permitted subject to written approval.

- Fire sprinkler installation to be in accordance with requirements of BS 9251 & compliant with Water Supply (Water Fittings) Regulations 1999.

# Combined Domestic/Fire Sprinkler Supply (direct via mains)



- System dependant upon pressure/flow availability from water supply network (no water storage).

- Split between domestic water supply & fire sprinkler supply to be internally within building.

- Fire sprinkler system to be in accordance with BS 9251 & compliant with Water Supply (Water Fittings) Regulations 1999.

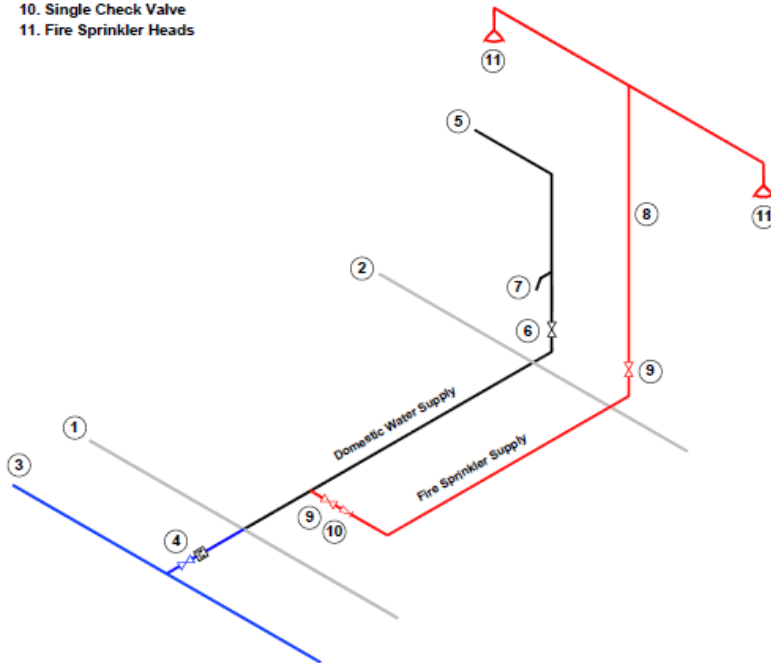
# Independent Domestic & Fire Sprinkler Supplies (direct via mains)



## Domestic Sprinkler Diagrams

### Independent Domestic & Fire Sprinkler Supplies (Direct via Mains)

1. Property Boundary
2. Wall of Building
3. DCWW Water Main
4. DCWW Water Service (32mm) & Stop Tap/Meter Unit
5. Domestic Water Supply
6. Domestic Water Stop Tap
7. Domestic Water Drain-Cock
8. Fire Sprinkler Supply
9. Full-Way Service Valve
10. Single Check Valve
11. Fire Sprinkler Heads



- System dependant upon pressure/flow availability from water supply network (no water storage).

- Split between domestic water supply & fire sprinkler supply to be external within premises.

- Fire sprinkler installation to be in accordance with requirement of BS 9251 & compliant with Water Supply (Water Fittings) Regulations 1999.